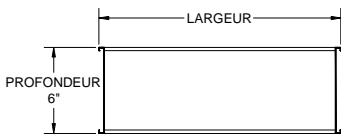
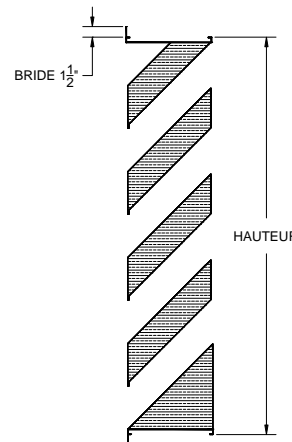
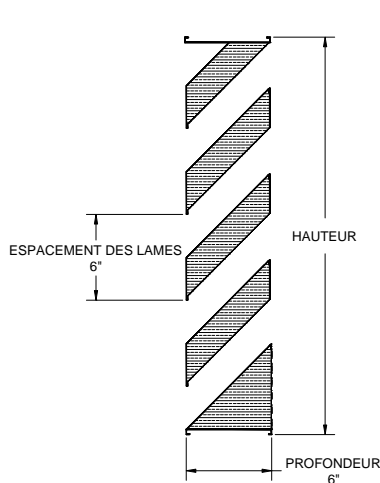
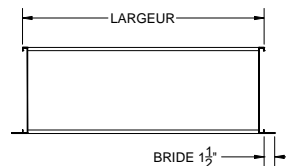


MODÈLE ACL600  
CADRE: EN "U"  
INSÉRÉ (DM)



MODÈLE ACL605  
CADRE: EN "L"  
À BRIDE (FM)



PERFORMANCE			
PERSIENNE DE	SURFACE TOTALE	SURFACE LIBRE pi <sup>2</sup>	SURFACE LIBRE %
48" x 48"	16 pi <sup>2</sup>	4.40 pi <sup>2</sup>	<b>27.5%</b>
(1219 x 1219 mm)	(1.49 m <sup>2</sup> )	(0.44 m <sup>2</sup> )	
POINT INITIAL D'ENTRAÎNEMENT D'EAU POUR 0.01 oz./PI <sup>2</sup> EN SURFACE LIBRE:			<b>703 PPM</b>

CONSTRUCTION STANDARD	
PROFONDEUR:	6" (152 mm)
MATÉRIEL:	ALUMINIUM
CADRE:	0.085" (2.16 mm) – ALUMINIUM EXTRUDÉ- 6063-T5
LAME EXTÉRIEURE:	0.081" (2.06 mm) – ALUMINIUM EXTRUDÉ- 6063-T5
LAME INTÉRIEURE:	0.032" (0.81 mm) – ALUMINIUM PERFORÉ – Ø 3/32"
MÉDIA ACOUSTIQUE:	LAINÉ MINÉRALE
INCLINAISON LAMES:	45°
ESPACEMENT	
LAMES:	6" (152 mm)
GRILLAGE AVIAIRE:	ACIER GALVANISÉ 19 GA. - 1/2" x 1/2"
FINI:	ALUMINIUM NATUREL

LIMITATION: SECTION DE PERSIENNE SIMPLE		
	MINIMUM	MAXIMUM
LARGUEUR	12" (305 mm)	60" (1524 mm)
HAUTEUR	16" (406 mm)	96" (2438 mm)
SURFACE	1.3 pi <sup>2</sup> (0.12 m <sup>2</sup> )	40 pi <sup>2</sup> (3.72 m <sup>2</sup> )

\* POUR PERMETTRE UN DÉGAGEMENT LES PERSIENNES SERONT FABRIQUÉES COMME SUIV  
(À MOINS D'INDICATION CONTRAIRE): - SECTION SIMPLE -1/4" (6.4 mm)  
- SECTION MULTIPLE -1/2" (12.7 mm)

ACCESSOIRES DISPONIBLES	
FINI:	GRILLAGES:
<ul style="list-style-type: none"> <li>• PEINTURE ÉLECTROSTATIQUE</li> <li>• DURANAR</li> <li>• ANODISÉ                             <ul style="list-style-type: none"> <li>○ CLAIR</li> <li>○ BRONZE 'LIGHT'</li> <li>○ BRONZE 'MEDIUM'</li> <li>○ BRONZE FONCÉ</li> <li>○ ANODISÉ NOIR</li> </ul> </li> <li>• SEUIL SPÉCIAL</li> <li>• BARREAUX ANTI-VANDALES</li> <li>• SUPPORT À FILTRES</li> <li>• ATTACHES EN ACIER INOX</li> <li>• PORTE D'ACCÈS SUR CHARNIÈRE</li> </ul>	<ul style="list-style-type: none"> <li>• DU TYPE AVIAIRE                             <ul style="list-style-type: none"> <li>○ 1/2" x 1/2" EN ALUMINIUM</li> <li>○ CADRAGE EN ALUMINIUM</li> </ul> </li> <li>• MOUSTIQUAIRE                             <ul style="list-style-type: none"> <li>○ 18 x 14 'MESH'</li> </ul> </li> </ul>
	PANNEAU OBTURATEUR (ALUMINIUM):
	<ul style="list-style-type: none"> <li>• PANNEAU NON ISOLÉ</li> <li>• PANNEAU ISOLÉ                             <ul style="list-style-type: none"> <li>○ ISOLATION 1" (25.4 mm)</li> <li>○ ISOLATION 2" (50.8 mm)</li> </ul> </li> </ul>

PERFORMANCE ACOUSTIQUE		
BANDE OCTAVE / FRÉQUENCE	RÉDUCTION DE TRANSMISSION (dB)	RÉDUCTION SONORE 'FREE FIELD' (dB)
1 / 63	7	13
2 / 125	7	13
3 / 250	7	13
4 / 500	8	14
5 / 1000	11	17
6 / 2000	15	21
7 / 4000	14	20
8 / 8000	14	20

LES TESTS ONT ÉTÉ EFFECTUÉS CONFORMÉMENT À LA NORME ASTM E90-04  
"STANDARD TEST METHOD FOR LABORATORY MEASUREMENT OF AIRBORNE  
SOUND TRANSMISSION LOSS OF BUILDING PARTITIONS AND ELEMENTS".

**SURFACE LIBRE (PI<sup>2</sup>)**

		LARGEUR (PO)												
		12	16	20	24	28	32	36	40	44	48	52	56	60
HAUTEUR (PO)	16	0.28	0.39	0.50	0.61	0.72	0.82	0.93	1.04	1.15	1.26	1.36	1.47	1.58
	20	0.43	0.59	0.75	0.91	1.07	1.24	1.40	1.56	1.72	1.88	2.05	2.21	2.37
	24	0.43	0.59	0.75	0.91	1.07	1.24	1.40	1.56	1.72	1.88	2.05	2.21	2.37
	28	0.57	0.78	1.00	1.22	1.43	1.65	1.86	2.08	2.30	2.51	2.73	2.94	3.16
	32	0.61	0.84	1.07	1.30	1.53	1.76	1.99	2.22	2.45	2.68	2.91	3.15	3.38
	36	0.71	0.98	1.25	1.52	1.79	2.06	2.33	2.60	2.87	3.14	3.41	3.68	3.95
	40	0.85	1.18	1.50	1.82	2.15	2.47	2.80	3.12	3.44	3.77	4.09	4.42	4.74
	44	0.89	1.23	1.57	1.91	2.25	2.58	2.92	3.26	3.60	3.94	4.28	4.62	4.96
	48	0.99	1.37	1.75	2.13	2.51	2.88	3.26	3.64	4.02	4.40	4.77	5.15	5.53
	52	1.13	1.57	2.00	2.43	2.86	3.30	3.73	4.16	4.59	5.02	5.46	5.89	6.32
	56	1.17	1.62	2.07	2.51	2.96	3.41	3.86	4.30	4.75	5.20	5.64	6.09	6.54
	60	1.28	1.76	2.25	2.74	3.22	3.71	4.19	4.68	5.17	5.65	6.14	6.63	7.11
	64	1.42	1.96	2.50	3.04	3.58	4.12	4.66	5.20	5.74	6.28	6.82	7.36	7.90
	68	1.46	2.01	2.57	3.12	3.68	4.23	4.79	5.34	5.90	6.45	7.01	7.56	8.12
	72	1.56	2.15	2.75	3.34	3.94	4.53	5.13	5.72	6.31	6.91	7.50	8.10	8.69
	76	1.70	2.35	3.00	3.65	4.30	4.94	5.59	6.24	6.89	7.54	8.19	8.83	9.48
80	1.74	2.40	3.07	3.73	4.39	5.06	5.72	6.38	7.05	7.71	8.37	9.03	9.70	
84	1.84	2.55	3.25	3.95	4.65	5.36	6.06	6.76	7.46	8.16	8.87	9.57	10.27	
88	1.99	2.74	3.50	4.25	5.01	5.77	6.52	7.28	8.04	8.79	9.55	10.31	11.06	
92	2.02	2.80	3.57	4.34	5.11	5.88	6.65	7.42	8.19	8.96	9.74	10.51	11.28	
96	2.13	2.94	3.75	4.56	5.37	6.18	6.99	7.80	8.61	9.42	10.23	11.04	11.85	

**SURFACE LIBRE (%)**

		LARGEUR (PO)												
		12	16	20	24	28	32	36	40	44	48	52	56	60
HAUTEUR (PO)	16	21.3%	22.0%	22.5%	22.8%	23.0%	23.2%	23.3%	23.4%	23.5%	23.6%	23.6%	23.7%	23.7%
	20	25.5%	26.4%	27.0%	27.4%	27.6%	27.8%	28.0%	28.1%	28.2%	28.3%	28.3%	28.4%	28.4%
	24	21.3%	22.0%	22.5%	22.8%	23.0%	23.2%	23.3%	23.4%	23.5%	23.6%	23.6%	23.7%	23.7%
	28	24.3%	25.2%	25.7%	26.0%	26.3%	26.5%	26.6%	26.7%	26.8%	26.9%	27.0%	27.0%	27.1%
	32	22.7%	23.5%	24.0%	24.4%	24.6%	24.8%	24.9%	25.0%	25.1%	25.2%	25.2%	25.3%	25.3%
	36	23.6%	24.5%	25.0%	25.3%	25.6%	25.7%	25.9%	26.0%	26.1%	26.2%	26.2%	26.3%	26.3%
	40	25.5%	26.4%	27.0%	27.4%	27.6%	27.8%	28.0%	28.1%	28.2%	28.3%	28.3%	28.4%	28.4%
	44	24.3%	25.1%	25.7%	26.0%	26.2%	26.4%	26.6%	26.7%	26.8%	26.9%	26.9%	27.0%	27.0%
	48	24.8%	25.7%	26.2%	26.6%	26.8%	27.0%	27.2%	27.3%	27.4%	27.5%	27.5%	27.6%	27.7%
	52	26.2%	27.1%	27.7%	28.1%	28.3%	28.5%	28.7%	28.8%	28.9%	29.0%	29.1%	29.1%	29.2%
	56	25.1%	26.0%	26.6%	26.9%	27.2%	27.4%	27.5%	27.7%	27.8%	27.8%	27.9%	28.0%	28.0%
	60	25.5%	26.4%	27.0%	27.4%	27.6%	27.8%	28.0%	28.1%	28.2%	28.3%	28.3%	28.4%	28.4%
	64	26.6%	27.5%	28.1%	28.5%	28.8%	29.0%	29.1%	29.3%	29.4%	29.4%	29.5%	29.6%	29.6%
	68	25.7%	26.6%	27.2%	27.5%	27.8%	28.0%	28.2%	28.3%	28.4%	28.5%	28.5%	28.6%	28.7%
	72	26.0%	26.9%	27.5%	27.9%	28.1%	28.3%	28.5%	28.6%	28.7%	28.8%	28.9%	28.9%	29.0%
	76	26.9%	27.8%	28.4%	28.8%	29.1%	29.3%	29.4%	29.6%	29.7%	29.8%	29.8%	29.9%	29.9%
80	26.1%	27.0%	27.6%	28.0%	28.2%	28.4%	28.6%	28.7%	28.8%	28.9%	29.0%	29.0%	29.1%	
84	26.3%	27.3%	27.8%	28.2%	28.5%	28.7%	28.8%	29.0%	29.1%	29.2%	29.2%	29.3%	29.3%	
88	27.1%	28.0%	28.6%	29.0%	29.3%	29.5%	29.7%	29.8%	29.9%	30.0%	30.1%	30.1%	30.2%	
92	26.4%	27.3%	27.9%	28.3%	28.6%	28.8%	28.9%	29.0%	29.1%	29.2%	29.3%	29.4%	29.4%	
96	26.6%	27.5%	28.1%	28.5%	28.8%	29.0%	29.1%	29.3%	29.4%	29.4%	29.5%	29.6%	29.6%	

**SPÉCIFICATIONS RECOMMANDÉES**

Fournir et installer les persiennes fixes modèles ACL600 / ACL605 fabriquées par Ventex inc, Bolton (On). Les persiennes seront d'une profondeur de 6" (152 mm). Les lames seront en aluminium extrudé 6063-T5 de 0.081" (2.06 mm) et les cadres en aluminium extrudé 6063-T5 de 0.085" (2.16 mm)). Les persiennes seront fournies avec un grillage en acier galvanisé 1/2" x 1/2" de 19 ga. Fini couleur en usine par un procédé environnemental à base de poudre électrostatique. Choix de couleur parmi la charte Ventex inc.